



Activity: Flight - Control Surfaces




Grade Level(s)	Timeframe
6-8	30 - 60 min


ABSTRACT


At the end of the second Flight lesson, I ask the students to experiment at home bending the trailing edge of the airplanes they made, to learn how to control the flight of the airplane. In this lesson (#3), we discuss the results.


This is the third lesson in Don's Flight Series.


EXTRA FILES

 012_2.JPG

 012_3.docx

 012_4.jpg

 012_5.docx

 012_6.jpg

GETTING READY

Lesson plan (narrative) attached. I will also show the model airplane pictures, to show the ailerons, rudder and elevators. See the narrative.doc and pictures and videos in the message. It ends with making paper airplanes.